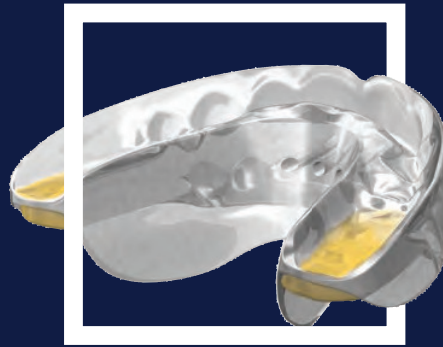


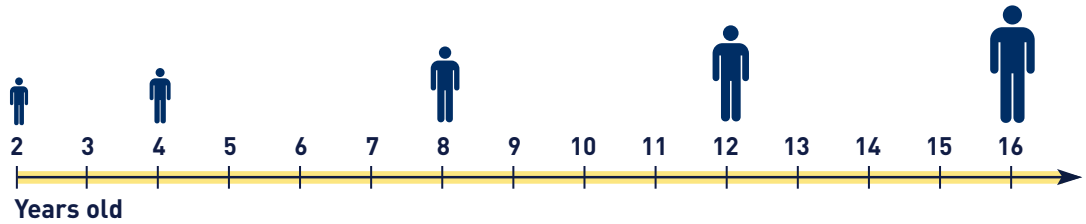
RMO[®] Europe
rocky mountain[®] orthodontics



CHAP. **2**

**Functional Education
Diagnostic**

FUNCTIONAL EDUCATION APPLIANCES - FLOW CHART



Stoppi stop dental habits



Oral screens stop dental habits / corrects malfunctions




Multi - Start arch form re-shaping (available in 2009)




Multi - T pre-orthodontic treatment repositioning of teeth



Multi - TB pre-orthodontic treatment with braces / repositioning of teeth (available in 2009)



Multi - P eruption guide



STOPPI® (for children from the age of 2 to 4)

Order number



STOPPI® is a dental-care alternative to existing sucking habits. **STOPPI®** has no foreign bodies between the incisors. Therefore the upper and lower jaw can develop normally and the teeth can find their correct position without being disturbed.

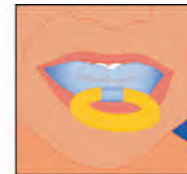
Unit
kit

ECM0166
ECM0165

STOPPI® - Starter Set



This attractive display was designed for a better presentation in the office. It comes together with a holder for patient brochures. The display holds six blistered STOPPI®, with one extra sample attached.



ORAL SCREENS® (for children from the age of 4 to 8)

Oral Screen - Standard (sold/piece)



Even if teeth do not suffer from major malpositioning damaging thumb-sucking habits should be corrected with the assistance of the Oral screen.

The Oral screen:

- promotes the self-healing of existing anomalies
- helps eliminate speech defects
- corrects malfunctions of the tongue
- eliminates harmful mouth breathing
- leads to normal lip closure
- strengthens lip muscles
- supports myofunctional interventions

Small model
Soft small model
Large model
Soft large model

ECM0150
ECM0160
ECM0151
ECM0161

Oral Screen with Bite Caps (sold/piece)



Thumb-sucking frequently produces large overbite of the anterior teeth, or deteriorates an existing retroposition of the mandible. In this case the Oral screen with a bite cap is indicated. The bite cap prevents the Oral screen from tipping. The mandible is simultaneously guided forward.

Small model
Soft small model
Large model
Soft large model

ECM0152
ECM0162
ECM0153
ECM0163

Oral Screen with Wire Guard (sold/piece)



This form of Oral screen is indicated for an anterior open bite cause by the thumb or by frequent use of a pacifier. The tongue crib prevents the tongue from inserting between the dental arches and helps closing the open bite.

Small model
Large model

ECM0154
ECM0155

ORAL SCREENS® (for children from the age of 4 to 8)

Order number

**Oral Screen with Pearl (sold/piece)**

The pearl, held by a wire frame. Guides a tongue with weak muscles toward the palate. His special Oral screen is indicated in the case of Downs syndrome, speech defects or cerebral palsy.

Small model
Large model

ECM0156
ECM0157

MULTI-S (for children from the age of 4 to 9)***NEW****Features and Benefits (sold/piece)**

Designed for children between the ages of 4 and 9 years old, the Multi-Start is suitable for both the primary and mixed dentition patient. The appliance reduces the muscular forces and promotes the proper alignment of the teeth.

CHARATERISTICS

- Expanded anterior arch form acts directly on the repositioning of the arch.
- Mandibular lingual envelope repositions the tongue in the maxilla.
- Inter-molar thickness and an integrated eruption guide unlock the dentition to facilitate proper growth of the mandible.
- Inter-digitation of the centrals and laterals, in combination with a midline guide, act to insure the correct positioning of the midline at an early age.
- Vestibular bumper diminishes the effect of labial forces.
- Appliance is manufactured of a soft silicone material that is readily tolerated by the youngest patients.
- Incisors are positioned end to end to insure the appropriate anterior-posterior relationship.
- Easily adjustable to each patient. Due to the softness and flexibility of the material it can be easily be sized to fit using a scissors.
- Sterilizable at 134° C.
- One size fits all.

WEARING REQUIRMENTS

- The Multi-Start appliance must be worn at least four (4) hours during the day and through out the night. Depending on the needs of the patient, a re-education and breathing exercises program may be prescribed by the specialist.

* Available 2009

ECXS

MULTI-T™ (for children from the age of 8 to 11)

Order number

Multi-T™: Multi Trainer (sold/piece)

ECXT

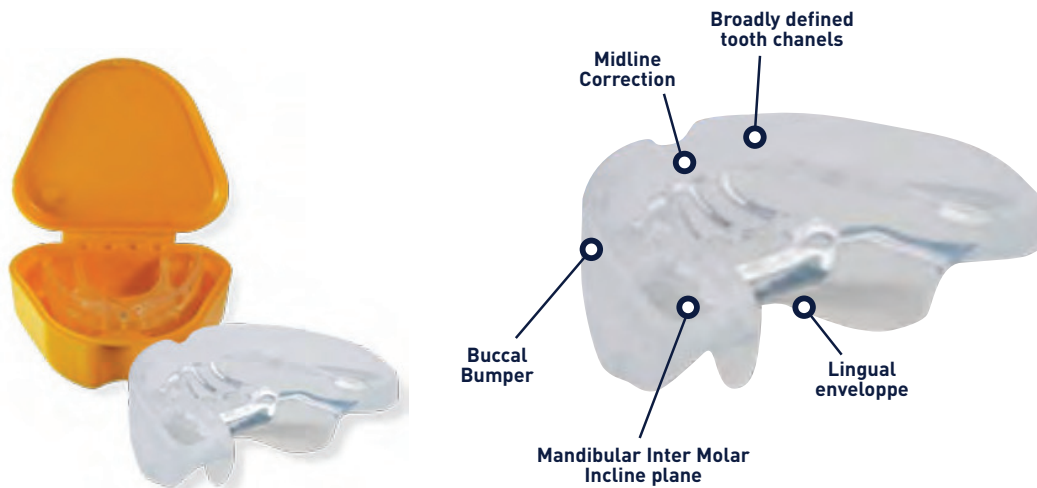
A pre-orthodontic treatment appliance designed to improve facial and dental development in children (mixed dentition) and reduce problems associated with: swallowing, thumb sucking, tongue thrusting, labial dysfunction, respiratory problems. One size fits all.

- **Lingual Envelope:**
Ensures the proper repositioning of the tongue in the palate.
- **Mandibular Inter-molar Incline Plane:**
Maximize mandibular growth potential.
- **Midline Correction:**
Ensures proper midline alignment.
- **Broadly Defined Tooth Channels:**
Guides the dentition into a proper pre-alignment.
- **Buccal Bumper:** reduces the muscular forces applied to the mandible.

To wear:

In the daytime: while reading, at the computer, watching television, doing homework.

At night: The Multi-T™ must be worn all night. In the early days of the treatment it is not uncommon for the appliance to dislodge during the night time. Wearing the appliance regularly during the day will quickly resolve the problem. Remember, a disciplined approach in the use of the appliance is the key to successful treatment.



MULTI - TB trainer for braces (for children/adults from 8 to 16 +)

Order number



NEW

**Features and Benefits (sold/piece)**

This unique appliance, suitable for both children and adults wearing brackets, incorporates the inter-molar thickness and an increased propulsion guide to facilitate mandibular growth.

CHARACTERISTICS

- Can be worn with both brackets and bands.
- Extended posterior length (exclusive to Multi-T Braces) permits appliance to be adjusted to suit both children and adult patients.
- Buccal and palatal cut-away (exclusive to Multi-T Braces) to accommodate brackets, bands, quad-helix, palatal arch and other palatal appliances with a transversal action. Expanded anterior arch form acts directly on the repositioning of the arch.
- Inter-molar thickness and an integrated eruption guide unlock the dentition to facilitate proper growth of the mandible.
- Inter-digitation of the centrals and laterals, in combination with a midline guide, act to insure the correct positioning of the midline at an early age.
- Vestibular bumper diminishes the effect of labial forces.
- Appliance is manufactured of a soft silicone material that is readily tolerated by the youngest patients.
- Incisors are positioned end to end to insure the appropriate anterior-posterior relationship.
- Easily adjustable to each patient. Due to the softness and flexibility of the material it can be easily be sized to fit using a scissors.
- Sterilizable at 134° C.
- One size fits all.

WEARING REQUIREMENTS

- The Multi-T Braces appliance must be worn at least four (4) hours during the day and through out the night. Depending on the needs of the patient, a re-education and breathing exercises program may be prescribed by the specialist.

* Available 2009

ECXTB

MULTI-P™ (for children from the age of 11 to 14th)

“Multi-P™” is an effective and economic method specifically developed for early orthodontic treatment. The “Multi-P™” guides erupting teeth with the help of the patient’s own muscle forces to an ideal position in the dental arches.

A good occlusion is established and development of severe malocclusions avoided. “Multi-P™” can be used in a wide variety of cases both in deciduous, mixed and permanent dentitions.

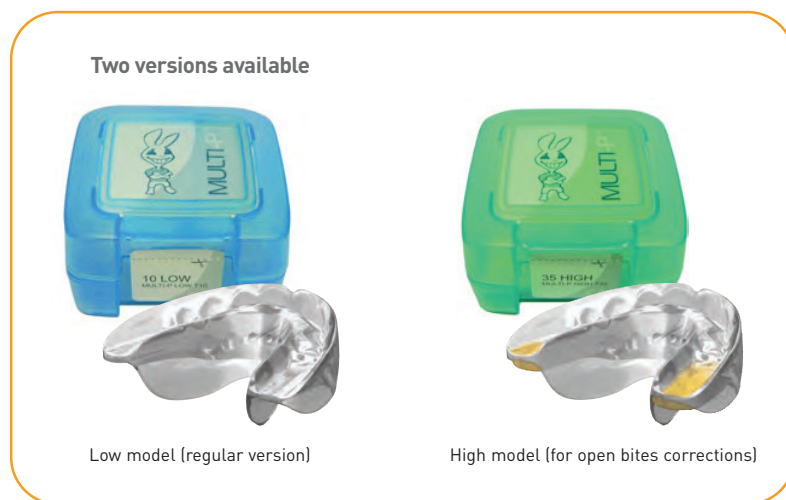
The method has many advantages whether used independently or in combination with traditional treatment modalities and fixed appliances. The “Multi-P™” is simple to use and requires less chair-side time. Treatment costs may also be reduced.

“Multi-P™” INDICATIONS

- Horizontal and vertical overbites
- Crowding in the anterior region
- Rotations in the anterior region
- Crossbites of single teeth
- Gummy-smile
- Openbite (thickened high model)
- Distal bite
- Scissors bite

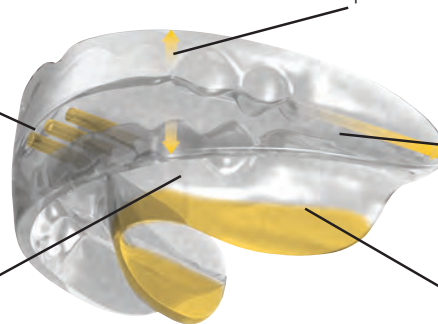
CONTRAINDICATIONS

- Class III occlusion
- Midline discrepancies exceeding 3 mm
- Very narrow upper arch



Three open air tubes facilitate breathing and maintain oral comfort.

High walls guide the erupting teeth to correct position and facilitate easy wearing of the appliance.



Length of the appliance in the molar region enables treatment also after the eruption of second molars.

The appliance is made of safe and elastic silicone, which makes it hygienic and comfortable to wear. It can be sterilized in an autoclave and disinfected by boiling.

“Multi-P™” features lingual flanges which guide the appliance and lower jaw into the correct position during sleep. This feature is of particular importance in cases of excess overbite.

MULTI-P™

Order number

**HOW TO SELECT THE RIGHT SIZE FOR YOUR PATIENT**

The best way to measure the size of the appliance is to use the measuring tool.

- Hold the handle of the measuring tool or attach it to the other end of the orthodontic mirror handle (ECXPMANCHE).
- The elevated marker on the right side of the measuring tool should be placed between the maxillary or mandibular left second incisor and canine.
- The size of the "Multi-P™" is read from the contact point between the maxillary or mandibular right second incisor and canine.
- Take the expansion of the dental arch into account while treating mixed dentition and use a "Multi-P™" one to two sizes larger than measured.
- Measuring tool can be sterilized in an autoclave.

Re-check the size when the maxillary and mandibular second incisors begin to erupt. It may be necessary to switch to a larger appliance. When determining the correct size, take the crowded or diastematic arch into account and, if necessary, use a larger or smaller appliance.

Multi-P™ MEASURE TABLE

The enclosed table converts measurements obtained using other measuring methods into "MULTI-PTM" sizes.

Measuring devices order number (sold/piece)
(handle)
(sizer)

Low model (13 sizes)		High model (11 sizes)		Upper jaw	Lower jaw
Size number	Order number	Size number	Order number	Measure (mm)	
10	ECXPL10			24.8 - 25.9	18.8 - 19.5
15	ECXPL15			26 - 27 - 1	19.6 - 20.3
20	ECXPL20	20	ECXPH20	27.2 - 28.3	20.4 - 21.1
25	ECXPL25	25	ECXPH25	28.4 - 29.5	21.2 - 21.9
30	ECXPL30	30	ECXPH30	29.6 - 30.7	22 - 22.7
35	ECXPL35	35	ECXPH35	30.8 - 31.9	22.8 - 23.5
40	ECXPL40	40	ECXPH40	32 - 33 - 1	23.6 - 24.3
45	ECXPL45	45	ECXPH45	33.2 - 34.3	24.4 - 25.1
50	ECXPL50	50	ECXPH50	34.5 - 35.5	25.2 - 25.9
55	ECXPL55	55	ECXPH55	35.6 - 36.7	26 - 26.1
60	ECXPL60	60	ECXPH60	36.8 - 37.9	26.8 - 27.5
65	ECXPL65	65	ECXPH65	38 - 39.1	27.6 - 28.5
70	ECXPL70	70	ECXPH70	39.2 - 40.3	28.4 - 29.1

ECXPMANCHE
ECXPSIZER

MULTI-P™

RECOMMENDATIONS BEFORE TREATMENT

- An individual treatment plan should be made by the orthodontist.
- Sterilize "MULTI-PTM" in an autoclave before use. When at home, clean the appliance with water and occasionally with toothpaste. It can also be disinfected by boiling it in water for a few minutes.
- Check the size of the appliance in the mouth to avoid extra visits. Samples of the most frequently used sizes can be kept available at the clinic for this purpose.

Test appliances can be autoclaved for re-use.

- Mark down the control number of the appliance (found on the box) in the patient records.

INDICATIONS FOR USE

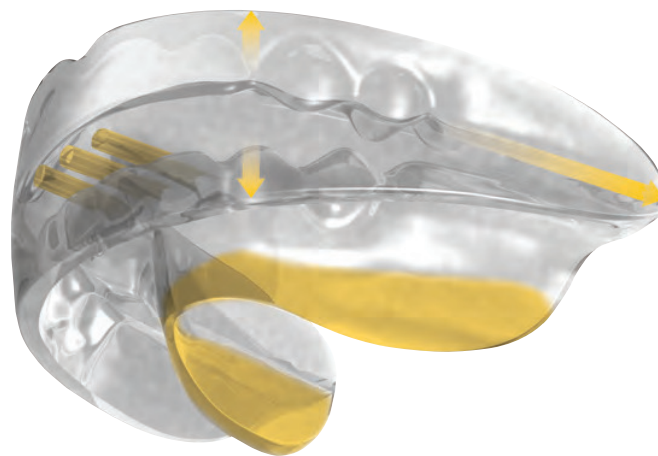
Patients may feel tenderness in their teeth for the first few days after insertion of the appliance. These symptoms will disappear after active use. Short daytime use will help the patient to get used to the appliance.

DAY

- As active daytime use is a vital part of the treatment, the patient's cooperation is therefore essential. The importance of regular use should be emphasized to the patient, because only regular use can lead to satisfying treatment results.
- "MULTI-P™" should be used in periods of 30 to 60 minutes for a total of two hours a day.
- In case other daily routines of the patient do not allow for periodic use, the appliance can be used for one two-hour period just prior to bedtime.


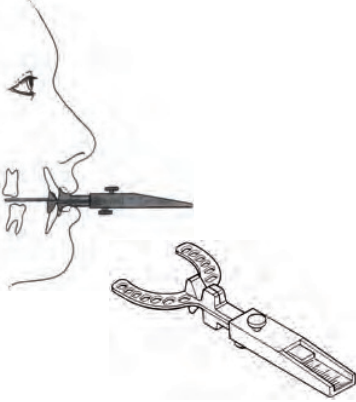



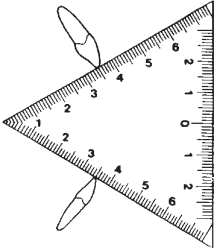
NIGHT

- The appliance should be worn all night.
- Once the treatment shows good progress, nighttime use is usually sufficient, making daytime unnecessary. Knowing this will enhance the patient's motivation.





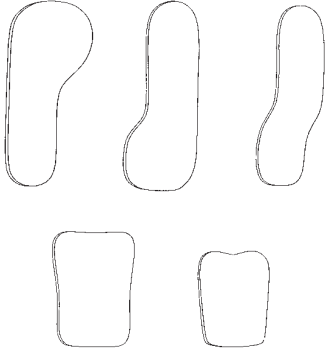
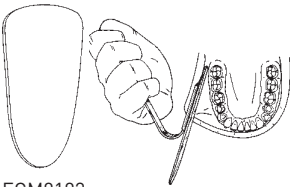
DIAGNOSTIC

Order number

	<p>Double-sided Bite wafers</p> <ul style="list-style-type: none"> • Re-inforced aluminum divider reduces the distortion and the risk of piercing. • Soft blue wax. No heating required. Package of 24 wafers	ECM0100
	<p>George Gauge™ and Accessories</p> <p>The George Gauge™ assists in the registration of the occlusion, takes the guesswork out of treatment planning Quick, simple, accurate technique</p> <p>George Gauge Bite Fork 2 mm (PKG of 25) Bite Fork 5 mm (PKG of 25)</p>	ECM0057 ECM0058 ECM0059
	<p>Registration Guide</p> <p>Designed to improve the accuracy of the occlusion recordings. This instrument holds incisor openings of 2 mm (blue) or 4 mm (yellow) and the sagittal position of the mandible through 3 planes.</p> <p>2 mm - blue (PKG of 25) 4 mm - yellow (PKG of 25)</p>	ECM0060 ECM0061
	<p>Golden Divider</p> <p>Describes/identifies "the divine proportion" in nature. In orthodontics, the divider is used to measure harmonious relationships in the face, radiographs and dental models. Stainless steel - can be sterilized</p>	I0394
	<p>Bow Divider</p>	ECI0395
	<p>TMJ TriMeasure</p> <p>Designed to assist the clinician in measuring TMJ function (mounted on articulator or typodont) in a manner that is reliable and repeatable. A real time saving device.</p> <p>4 measurements:</p> <ul style="list-style-type: none"> - maximum inter-incisal opening - maximum protrusion - maximum left lateral excursion - maximum right lateral excursion 	ECM0070

DIAGNOSTIC

Order number

	<p>Light Box</p> <ul style="list-style-type: none"> • Working space: 240 x 300 mm. • Acrylic/altuglass screen. • 2 x 8 W light. • Weight - 3.5 kg. • CE Electrical device only <p>Light box (w/o transportation wallet) Transportation wallet</p>	<p>ECM0113</p> <p>ECM0115 ECM0112V</p>
	<p>Ortho/Trace – Cephalometric Tracing Paper</p> <ul style="list-style-type: none"> • Smooth matte transparent surface –.003" (0.076 mm). • Dimensionally stable, remains flat. • Rounded corners match standard 8" x 10" (20.32 x 25.4 cm). 100 sheets per package. <ul style="list-style-type: none"> • Ortho/trace paper (100 sheets) • Corimex paper (100 sheets) • Red/Blue pencil 	<p>J00086</p> <p>ECJ0086 ECJ0087 ECJ0095</p>
<p>ECM0103 ECM0103/G ECM0104</p>  <p>ECM0105 ECM0106</p>	<p>Mirrors For Intraoral Photos</p> <p>Double sided mirrors. The quality of the silverplating and the glass resist moisture and eliminate picture distortion. Good reflective properties accurately reflect intra-oral detail and colour.</p> <ul style="list-style-type: none"> • Reflective power 75% • 3 mm depth - Sterilization up to 220°C • Available in convenient shapes to accommodate children and adults. <p>Lingual narrow Lingual wide Buccal Occlusal adult Occlusal child</p>	<p>ECM0103 ECM0103G ECM0104 ECM0105 ECM0106</p>
 <p>ECM0102</p>	<p>Mirrors with Handle</p> <p>Stainless steel mirror with reversible offset handle. Easy to use, convenient and patient friendly. Same characteristics as the mirrors above.</p> <p>Standard Narrow</p>	<p>ECM0102 ECM0122</p>

DIAGNOSTIC

Order number

PROJETES DE TRAITEMENT
 1. EXAMEN CLINIQUE DD 1 2 3 SOMMAIRE
 2. DESCRIPTION DE LA DENTURE DD 1 2 3 SOMMAIRE
 3. DESCRIPTION FONCTIONNELLE DD 1 2 3 SOMMAIRE
 4. DESCRIPTION ESTHETIQUE DD 1 2 3 SOMMAIRE / OBJECTIFS
 5. MATRICE FONCTIONNELLE DD 1 2 3 SOMMAIRE / EVALUATION EMG

PROJETES DE TRAITEMENT
 1. EXAMEN CLINIQUE DD 1 2 3 SOMMAIRE
 2. DESCRIPTION DE LA DENTURE DD 1 2 3 SOMMAIRE
 3. DESCRIPTION FONCTIONNELLE DD 1 2 3 SOMMAIRE
 4. DESCRIPTION ESTHETIQUE DD 1 2 3 SOMMAIRE / OBJECTIFS
 5. MATRICE FONCTIONNELLE DD 1 2 3 SOMMAIRE / EVALUATION EMG

Treatment Follow up Folio by Dr. Carl Gugino®

Only document with all the information the practitioner will need during the treatment.

Treatment Follow-up Folio (in French)

(PKG of 100)

Treatment Follow-up Folio double (in French)

(PKG of 100)

ECM0950
ECM0952F

Divider for Treatment
Follow-up Folio (in French)

(PKG of 100)

ECM0952I